

ULTIMATE POWER DELIVERED.

Move heavy gates in extreme applications.
Heavy-duty, variable speed gate operators
that deliver in even the most demanding environments.



PRODUCT BROCHURE

HDSL24UL / HDSW24UL
Heavy-Duty Variable Speed
Gate Operators

For more information please visit www.devancocanada.com
or call toll free at 1-855-931-3334

MOVING HEAVY GATES JUST GOT EASIER AND SMARTER.

The new LiftMaster® line of Heavy-Duty Gate Operators with variable speed control make the challenge of moving the heaviest of gates a thing of the past.

This family of smart commercial slide and swing gate operators provides the perfect solution for commercial or residential community environments with over-sized gates. Facility and community managers can rely on these operators for 24/7 uptime, secure access, operator longevity, remote monitoring of all access points and seamless integration with additional LiftMaster safety accessories for a fully connected system.



CUSTOMIZE GATE OPEN/CLOSE TIME

Variable speed technology allows for gate opening speeds from .5 to 1 foot per second to meet application needs



RELIABLE 24/7 CONTINUOUS-DUTY OPERATION

1.5 HP peak brushless custom DC motor delivers up to 6 million cycles



KNOW MORE ABOUT YOUR GATE

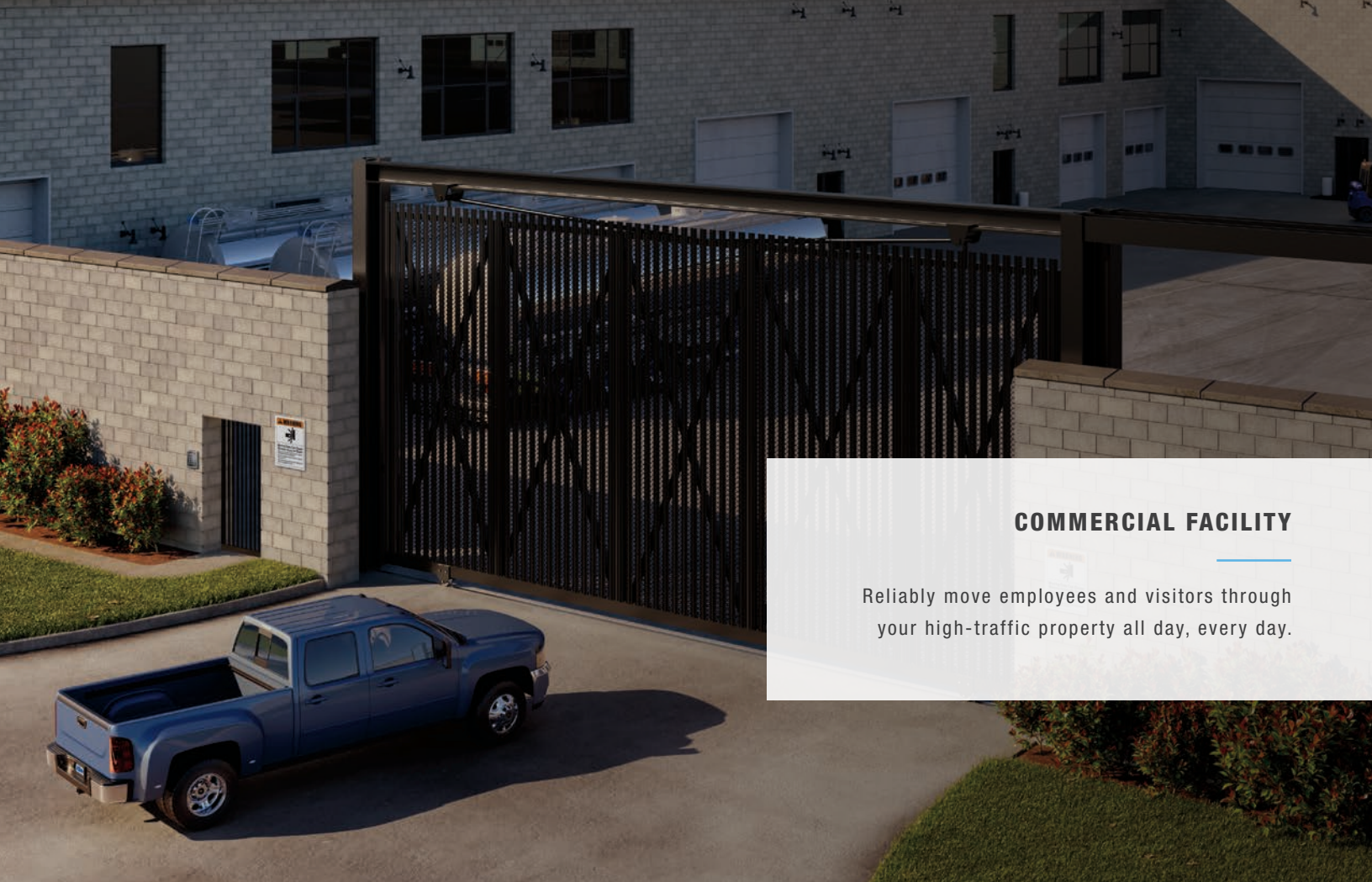
Remotely connect with the myQ® Community Control platform for real-time alerts and data on gate status*



INCREASE HARDWARE LIFE

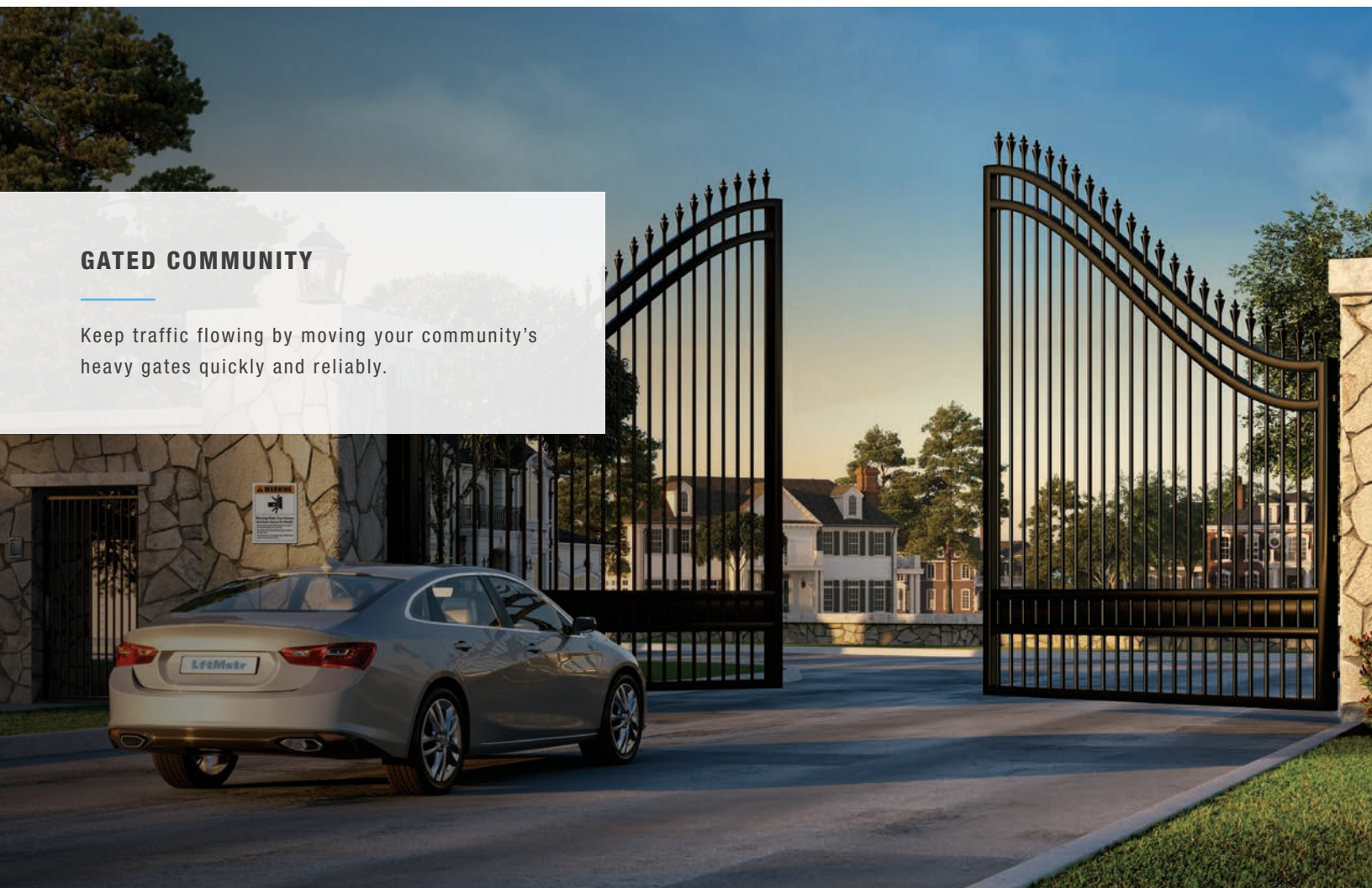
Custom oversized gear box, speed adjustability and smooth start/stop feature reduce hardware wear and tear

* When linked with an access control powered by myQ. Cellular data or Wi-Fi® connection required. Test equipment regularly and follow safety instructions



COMMERCIAL FACILITY

Reliably move employees and visitors through your high-traffic property all day, every day.



GATED COMMUNITY

Keep traffic flowing by moving your community's heavy gates quickly and reliably.

STRONG.

UNFAILING ALL-DAY ACCESS.

The perfect solution for Class I, II, III and IV heavy gate and extreme applications. The continuous operation of the HDSL24UL keeps commercial properties, distribution facilities and gated communities working 24/7.



HDSL24UL

24VDC HEAVY-DUTY VARIABLE SPEED SLIDE GATE OPERATOR

- Engineered for use with gates up to 3,000 lbs. and 75 ft. long
- Variable cycle speed adjusts from .5-1 ft. per second to adjust for heavy gates when needed
- Custom heavy-duty gear box, size 70, direct drive 40:1 gear ratio delivers high-cycle, high temperature continuous-duty gate operation
- #40 industrial chain provides a pull strength of 2X the gate weight
- **Included accessories:**
 - One (1) Monitored Retro-Reflective Photo Eye (LMRRUL)
 - One (1) Monitored Small-Profile Resistive Edge (S505AL)

RELIABLE.

CONTINUOUSLY MOVE TRAFFIC.

This operator was designed for high-traffic Class I, II, III and IV applications with heavy swing gates. Ideal for moving day-to-day traffic through residential communities and commercial facilities.



Optional Reinforced Long Arm (HDLGARM) available for heavy gate applications of 2,500–4,500 lbs. / 14–22 ft.

HDSW24UL

24VDC HEAVY-DUTY VARIABLE SPEED SWING GATE OPERATOR

- Engineered for use with gates up to 2,800 lbs. or 22 ft. long (with standard arm)
- Variable speed adjusts from 13-36 seconds for a 90-degree opening to quickly secure property and prevent unauthorized access
- Custom heavy-duty gear box, size 80 with size 60 reducer, direct drive 1,600:1 gear ratio delivers high-cycle, high temperature continuous-duty gate operation
- Ultra-reliable high-cycle, high-temperature continuous-duty operator
- Sealed limit system will prevent rodents from causing repeated limit and false reversal failures
- **Included accessory:**
 - One (1) Monitored Retro-Reflective Photo Eye (LMRRUL)

ALWAYS A SAFE BET.

With LiftMaster®, you are protected—right out of the gate. As the only brand with its own complete line of safety solutions, we make it simple to meet the industry's standards.



Reduced Liability

Our full range of add-on safety entrapment devices gives you options to protect every entrapment zone.



Advanced Sensors

State-of-the-art photo eyes are engineered to stay aligned, featuring a wider polarized beam and a heater.



Complete Confidence

Maximize uptime and minimize complaints with the reliability of a seamless system.

Monitored
Retro-Reflective
Photo Eye: **LMRRUL**



Ask your installer to follow UL® 325 and ASTM F2200 safety standards to ensure that your gate system is safe.

UL 325 LISTED SLIDE AND SWING GATE OPERATORS

Monitored Small Profile Resistive Edge: S505AL

SUPPLEMENTAL SAFETY.

Customize your safety system with these add-ons.



MONITORED THROUGH-BEAM PHOTO EYES (LMTBUL)

Cover a greater distance and ensure high performance in challenging environments with enhanced through-beams, a wider polarized beam and a heater. Max. range: 90 ft.



MONITORED WIRELESS EDGE KIT (LMWEKITU)

Eliminate wires between LiftMaster® Monitored Resistive Edges and Gate Operators via a low-energy Bluetooth® connection. Max. range: 130 ft.*

*Wireless kit for up to 4 transmitters and 2 resistive edges per transmitter.



MONITORED SAFETY ENTRAPMENT EDGES

Get a precise fit for your gate with a full line of small and large profile edges.

THE SMART ACCESS SOLUTION.

A complete LiftMaster® solution will provide you with trusted and reliable access every day. Whether you are managing a residential community or a commercial facility, you can count on the LiftMaster suite of products to work together seamlessly for a completely integrated solution that gives you the power to ensure your property is safe, secure and running at maximum efficiency. Credentialed access has never been easier with our smart technology that features remote diagnostics and real-time alerts.

SEAMLESS INTEGRATION.

Complete your access system and enhance operations.



CLOUD-BASED ACCESS CONTROL SYSTEM WITH VIDEO (CAPXLV)

Connected access portal providing cloud-based access control for communities



CLOUD-BASED 2-DOOR CONTROLLER (CAP2D)

Connected access portal, 2-door controller is ideal for interior doors and securing resident or staff only areas



INTERNET GATEWAY (828LM)

Connects gate operators powered by myQ® to the Internet and enables Smart Access solutions



PLUG-IN LOOP DETECTOR (LOOPDETLM)

Prevents the gate from closing on a vehicle in the path; power efficient for maximum cycles on Battery Backup



COMMERCIAL DOOR OPERATORS

Safe and efficient solutions for all door types to keep every business running smoothly

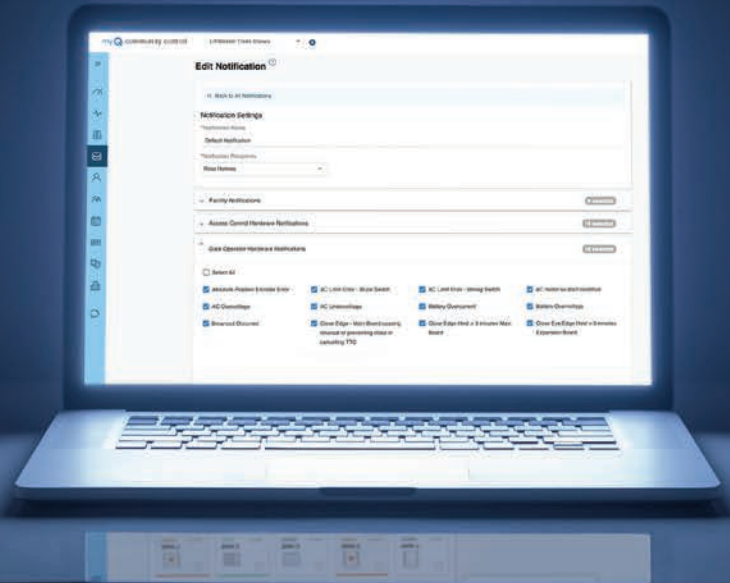


SECURE VIEW™ GARAGE DOOR OPENER (85503)

DC Battery Backup belt drive Wi-Fi garage door opener with integrated video camera that enables you to see what is happening in your garage through a live feed or recorded event

REAL-TIME DATA TO KEEP YOU IN THE KNOW.

LiftMaster's first-of-its-kind myQ® applications provide facility and community managers with full insight and control over LiftMaster® HD Gate Operators and other access points. Managers can monitor entrances and exits access in real-time, measure their performance and track their current open/close gate status to help increase efficiency, safety and security.



MYQ FACILITY MANAGEMENT



REAL TIME DATA - Use custom reports to track activity highs and lows while setting KPIs and activity benchmarks



PREVENTATIVE MAINTENANCE - Prevent downtime by knowing when maintenance is needed and enabling technicians to bring the needed parts



ADDED PROTECTION - Track and record door, dock and gate activity while delegating access by person, group, time and location

MYQ COMMUNITY CONTROL



REMOTE MANAGEMENT - Live, web-based access lets you log in from anywhere to make database changes or move from one community to the next



REAL-TIME REPORTS - Get alerted with real-time notifications of critical events and monitor access credentials with 24/7 oversight



SECURE CONTROL - Cloud-based security keeps data protected and safeguards resident information while ensuring that databases aren't lost

LET'S CONNECT.



For more information please visit www.devancocanada.com or call toll free at 1-855-931-3334

LiftMaster